

# *CHASE* SERIES



*It is not just about building and designing  
boats, it is what we love to do*

Our passion for detail and sophisticated Italian design has been our secret since the 1960s.

To meet the needs of our clients, in the 1990s our inhouse production was moved from Italy to Florida, one of the most developed marine areas in the world.

Today, Novurania continues to lead the market. Our heritage and innovation guarantee the production of exceptionally beautiful as well as high-quality boats and luxury yacht tenders.

## *A know-how passed on for more than half a century*

Since the beginning, we controlled the main phases of the value chain to guarantee excellence and high quality.

We manufacture our own inflatable tube fabric, coated with neoprene CR on the inside and with Hypalon CSM on the outside, ensuring our vessels durability in strength as well as time.

We are revolutionizing the industry by producing the highest performance line of inflatable boats. We place equal care on the exterior appearance and on the internal technical engineering.



## *Vertically integrated value chain*

Direct control of various stages of production.

## *In-house engineering & design*

Direct contact with the client.

Custom lifting points, garage fitting adaptations, and other technical requirements as needed.

## *Customization*

Great degree of personalization (custom layouts, styles, colors, accessories, etc.).





TENDER  
CHASE

NOV

# CHASE SERIES



**19**  
10

**23**  
10

**27**  
10

**31**  
OB-10

**38**  
10









# CHASE 19



With its low profile, the Chase 19 has been designed to perfectly fit in super and mega yachts' garages.



<b>LOA</b> 19'2"/5.8 m	<b>Beam</b> 7'8"/2.3 m	<b>Seating</b> 10
<b>Max speed</b> 40 mph	<b>Fuel capacity</b> 36 gal./136 l	<b>Water capacity</b> 10 gal./38 l
<b>Max HP</b> 195 HP IO*	<b>CE Category</b> C	<b>Dry weight</b> 4000 lbs/1815 kg (incl. engine)

\*Yanmar



# CHASE 23



With its comfortable seating and walk-thru swim platform, the Chase 23 is the perfect tender for your fun plans in the sea.



<b>LOA</b> 23'7 m	<b>Beam</b> 8'5"/2.57 m	<b>Seating</b> 10
<b>Max speed</b> 40 mph	<b>Fuel capacity</b> 65 gal./246 l	<b>Water capacity</b> 10 gal./38 l
<b>Max HP</b> 250 HP IO* *Yanmar	<b>CE Category</b> C	<b>Dry weight</b> 4700 lbs/2130 kg (incl. engine)



# CHASE 27



The Chase 27 - powered by over 300 hp - ensures perfect stability and smooth maneuvering even in rough water conditions.


**LOA**

27'5"/8.3 m

**Beam**

8'11"/2.7 m

**Seating**

12

**Max speed**

44 mph

**Fuel capacity**

65 gal./246 l

**Water capacity**

10 gal./38 l

**Max HP**

Twin 195 HP IO\*  
320 HP IO\*\*

**CE Category**

C

**Dry weight**

6000 lbs/2720 kg\*\*  
(incl. engine)

\*Yanmar

\*\* Volvo






# CHASE 31



Enjoy your sea experience in style with the Chase 31. This 31 footer superyacht tender is the perfect marriage between class and power.



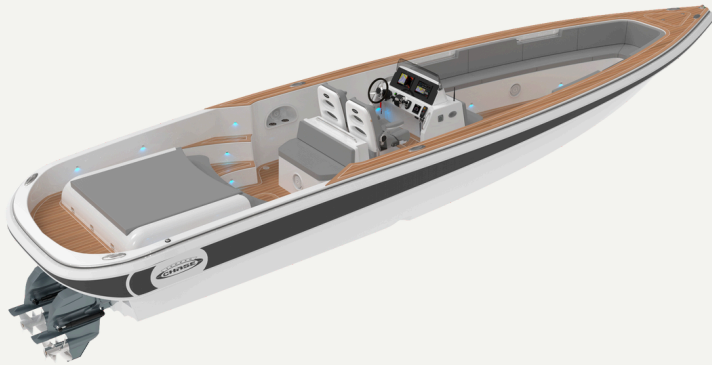
<b>LOA</b>	<b>Beam</b>	<b>Seating</b>
31'2"/9.5 m	9'8"/2.9 m	18
<b>Max speed</b>	<b>Fuel capacity</b>	<b>Water capacity</b>
59 mph (OB)	226 gal./856 l (OB)	20 gal./76 l
47 mph (IO)	134 gal./507 l (IO)	
<b>Max HP</b>	<b>CE Category</b>	<b>Dry weight</b>
Twin 300 HP OB	B	8100 lbs/3700 kg OB
Twin 250 HP IO*		7050 lbs/3200 kg IO*
*Yanmar		(incl. engine)



# CHASE 38



The largest tender on our repertoire, the Chase 38 will surprise you with its effortless beauty and strength.



<b>LOA</b> 38'/11.6 m	<b>Beam</b> 10'/3.1 m	<b>Seating</b> 21
<b>Max speed</b> 56 mph	<b>Fuel capacity</b> 220 gal./833 l	<b>Water capacity</b> 20 gal./76 l
<b>Max HP</b> Twin 360 HP IO**	<b>CE Category</b> B	<b>Dry weight</b> 10200 lbs/4630 kg (incl. engine)

\*\* Volvo





**19** *IO*

**LOA**  
19'2"/5.8 m  
**Beam**  
7'8"/2.3 m  
**Seating**  
10



**23** *IO*

**LOA**  
23'7 m  
**Beam**  
8'5"/2.57 m  
**Seating**  
10



**27** *IO*

**LOA**  
27'5"/8.3 m  
**Beam**  
8'11"/2.7 m  
**Seating**  
12



**31** *OB-IO*

**LOA**  
31'2"/9.5 m  
**Beam**  
9'8"/2.9 m  
**Seating**  
18




**38** *IO*

**LOA**  
38'/11.6 m  
**Beam**  
10'/3.1 m  
**Seating**  
21



2105 South U.S. Highway 1  
Vero Beach, FL 32962 USA  
+1 (772)-567-9200  
info@novurania.com  
www.novurania.com



*Specifications subject to changes without notice.  
Weight and dimensions are subject to variation.*