

LX SERIES



*It is not just about building and designing
boats, it is what we love to do*

Our passion for detail and sophisticated Italian design has been our secret since the 1960s.

To meet the needs of our clients, in the 1990s our inhouse production was moved from Italy to Florida, one of the most developed marine areas in the world.

Today, Novurania continues to lead the market. Our heritage and innovation guarantee the production of exceptionally beautiful as well as high-quality boats and luxury yacht tenders.

A know-how passed on for more than half a century

Since the beginning, we controlled the main phases of the value chain to guarantee excellence and high quality.


We manufacture our own inflatable tube fabric, coated with neoprene CR on the inside and with Hypalon CSM on the outside, ensuring our vessels durability in strength as well as time.

We are revolutionizing the industry by producing the highest performance line of inflatable boats. We place equal care on the exterior appearance and on the internal technical engineering.





LX SERIES



600
OB-10

650
OB-10

700
OB-10

750
OB-10



LX 600



The LX 600 is the most compact tender of the Series. The L shaped seating can comfortably seat up to 10 people.



| | | |
|------------------------------------------------|---------------------------------------|------------------------------------------------------------------------------------|
| LOA 19'8"/6 m | Beam 8'11"/2.7 m | Seating 10 |
| Max speed 48 mph (OB) 42 mph (IO) | Fuel capacity 36 gal./136 l | Water capacity 10 gal./38 l |
| Max HP 200 HP OB 195 HP IO* | CE Category C | Dry weight 2900 lbs/1315 kg OB 3700 lbs/1678 kg IO* (incl. engine) |


*Yanmar



LX 650



The LX 650 is everything you could wish for in a tender, from the refined design to the top notch performance.



| | | |
|------------------------------------------------|---------------------------------------|------------------------------------------------------------------------------------|
| LOA 21'4"/6.5 m | Beam 8'11"/2.7 m | Seating 12 |
| Max speed 50 mph (OB) 43 mph (IO) | Fuel capacity 36 gal./136 l | Water capacity 10 gal./38 l |
| Max HP 200 HP OB 250 HP IO* | CE Category C | Dry weight 3000 lbs/1360 kg OB 3800 lbs/1723 kg IO* (incl. engine) |

*Yanmar



LX 700



Style, agility and vigor are the key elements of the LX 700, perfect for offshore cruising and water sports.



| | | |
|------------|-------------|----------------|
| LOA | Beam | Seating |
| 23'7 m | 8'11"/2.7 m | 12 |

| | | |
|----------------------------|----------------------|-----------------------|
| Max speed | Fuel capacity | Water capacity |
| 51 mph (OB) 42 mph (IO) | 36 gal./136 l | 10 gal./38 l |

| | | |
|---------------|--------------------|--------------------------------------------------------------|
| Max HP | CE Category | Dry weight |
| 250 HP OB-IO* | C | 3275lbs/1485 kg OB 4010 lbs/1820 kg IO* (incl. engine) |

*Yanmar

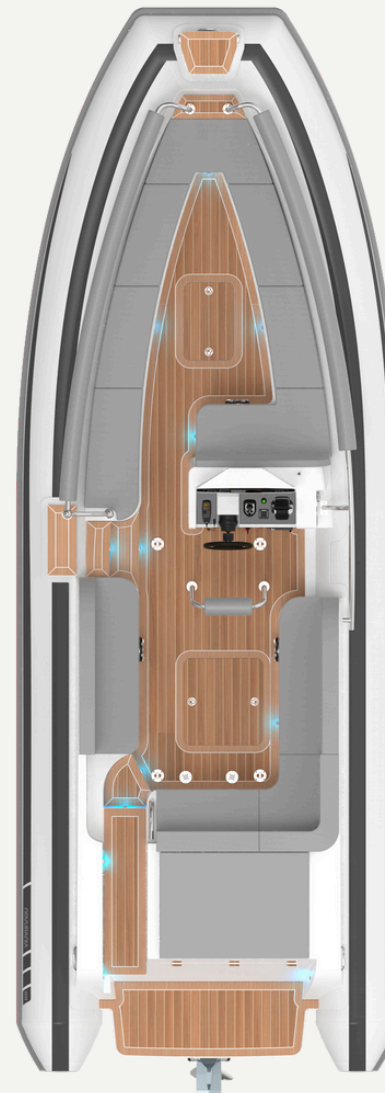




LX 750



If you are looking for spacious interior and seating area, the LX 750 is the right tender for you.



| | | |
|------------------------------------------------|---------------------------------------|------------------------------------------------------------------------------------|
| LOA 24'7"/7.5 m | Beam 8'11"/2.7 m | Seating 15 |
| Max speed 48 mph (OB) 42 mph (IO) | Fuel capacity 36 gal./136 l | Water capacity 10 gal./38 l |
| Max HP 250 HP OB-IO* | CE Category C | Dry weight 3800 lbs/1723 kg OB 4400 lbs/2000 kg IO* (incl. engine) |

*Yanmar





600 *OB-10*

LOA
19'8"/6 m
Beam
8'11"/2.7 m
Seating
10



650 *OB-10*

LOA
21'4"/6.5 m
Beam
8'11"/2.7 m
Seating
12



700 *OB-10*

LOA
23'/7 m
Beam
8'11"/2.7 m
Seating
12




750 *OB-10*

LOA
24'7"/7.5 m
Beam
8'11"/2.7 m
Seating
15



2105 South U.S. Highway 1
Vero Beach, FL 32962 USA
+1 (772)-567-9200
info@novurania.com
www.novurania.com



*Specifications subject to changes without notice.
Weight and dimensions are subject to variation.*